



**1**

## BE

- introduce yourself and other people
- understand simple questions with *be*
- answer questions with one or two words
- use numbers to say prices and times
- order in a coffee shop
- say the order is wrong

page 6



**2**

## LIVE, WORK, EAT

- ask and say where you live
- ask about someone's job
- talk about people you know
- understand a menu
- say what you like / don't like
- answer a waiter and order food

page 14

VIDEO 1: People page 22    REVIEW 1: page 23



**3**

## LOVE, WANT, NEED

- ask how things are
- respond to good and bad news
- use adjectives to describe things
- ask and talk about things people have
- ask someone to repeat

page 24



**4**

## WHERE AND WHEN?

- ask about places and say what's there
- understand simple directions
- talk about your week
- ask for help / ask to do things in class

page 32

VIDEO 2: Morning page 40    REVIEW 2: page 41



**5**

## GOING PLACES

- talk about good places to go
- say how to get to places
- talk about journeys
- buy train tickets
- ask about and say your plans
- say where and when to meet

page 42



**6**

## AWAY FROM HOME

- say there's a problem
- say *don't worry* and *that's OK*
- ask how something was
- check in to a hotel
- talk about your stay
- ask what people did

page 50

VIDEO 3: Ancient land page 58    REVIEW 3: page 59

GRAMMAR	VOCABULARY	READING	LISTENING	DEVELOPING CONVERSATIONS
<ul style="list-style-type: none"> <li>• 'm, 's, 're</li> <li>• Questions with <i>be</i></li> <li>• <i>his, her, our, their</i></li> <li>• <i>not</i></li> </ul>	<ul style="list-style-type: none"> <li>• Numbers 1–12</li> <li>• People</li> <li>• Numbers 13–22</li> <li>• Question words</li> <li>• Times and prices</li> <li>• In a coffee shop</li> </ul>	<ul style="list-style-type: none"> <li>• Invitations</li> </ul>	<ul style="list-style-type: none"> <li>• Meeting people and introducing yourself</li> <li>• Ordering in a coffee shop</li> </ul>	<ul style="list-style-type: none"> <li>• Checking names</li> <li>• Ordering and serving drinks</li> </ul>
<ul style="list-style-type: none"> <li>• Present simple</li> <li>• Present simple questions: <i>do you</i></li> <li>• Present simple: <i>don't (do not)</i></li> <li>• Plural / no plural</li> <li>• <i>like / don't like</i></li> </ul>	<ul style="list-style-type: none"> <li>• My home</li> <li>• Jobs</li> <li>• Food and drinks</li> </ul>	<ul style="list-style-type: none"> <li>• The world in one city</li> </ul>	<ul style="list-style-type: none"> <li>• Where do you live?</li> <li>• Ordering in a restaurant</li> </ul>	<ul style="list-style-type: none"> <li>• <i>And you?</i></li> <li>• Ordering food</li> </ul>
<ul style="list-style-type: none"> <li>• Negatives with <i>be</i></li> <li>• Present simple: <i>doesn't</i></li> <li>• Present simple questions: <i>does</i></li> <li>• <i>a</i> and <i>any</i></li> </ul>	<ul style="list-style-type: none"> <li>• Adjectives</li> <li>• <i>go, take, want</i></li> <li>• Things</li> </ul>	<ul style="list-style-type: none"> <li>• What do people want?</li> </ul>	<ul style="list-style-type: none"> <li>• Asking how things are</li> </ul>	<ul style="list-style-type: none"> <li>• Responding to news</li> <li>• Asking for help in conversation</li> </ul>
<ul style="list-style-type: none"> <li>• <i>Is there ...? / There's ...</i></li> <li>• Adverbs of frequency</li> <li>• <i>Can ...?</i></li> </ul>	<ul style="list-style-type: none"> <li>• Places</li> <li>• Days and times of day</li> <li>• Classroom verbs</li> </ul>	<ul style="list-style-type: none"> <li>• The end of the working week</li> </ul>	<ul style="list-style-type: none"> <li>• Giving directions</li> </ul>	<ul style="list-style-type: none"> <li>• <i>called</i></li> </ul>
<ul style="list-style-type: none"> <li>• <i>Are there ...? / There are ...</i></li> <li>• Talking about plans: <i>I'm/We're going</i></li> <li>• Asking about plans: <i>going</i> and <i>doing</i></li> </ul>	<ul style="list-style-type: none"> <li>• Getting there</li> <li>• Buying tickets</li> </ul>	<ul style="list-style-type: none"> <li>• Why I love train travel</li> </ul>	<ul style="list-style-type: none"> <li>• Talking about good places to go</li> <li>• Talking about plans</li> </ul>	<ul style="list-style-type: none"> <li>• <i>best</i></li> <li>• <i>Where are you going?</i></li> <li>• <i>I'll meet you</i></li> </ul>
<ul style="list-style-type: none"> <li>• Past simple: common irregular verbs</li> <li>• Regular past simple endings</li> <li>• Past simple negatives</li> <li>• Past simple questions</li> </ul>	<ul style="list-style-type: none"> <li>• Problems</li> <li>• Hotels and checking in</li> </ul>	<ul style="list-style-type: none"> <li>• A holiday in Costa Rica</li> </ul>	<ul style="list-style-type: none"> <li>• Meeting a friend at the airport</li> <li>• A conversation in a hostel</li> </ul>	<ul style="list-style-type: none"> <li>• <i>Don't worry / That's OK</i></li> </ul>



**7**

## GOING OUT AND STAYING IN

page 60

- talk about activities you like
- say what you like doing or prefer
- talk about books, TV and music
- talk about people and things from other countries
- talk about clothes you want to buy
- ask and give opinions



**8**

## HERE AND THERE

page 68

- talk about what people are doing
- explain why someone isn't there
- talk about houses and rooms
- ask about things you can't find
- talk about working at home

VIDEO 4: Bike riding in Utah page 76    REVIEW 4: page 77



**9**

## HEALTHY AND HAPPY

page 78

- talk about health and problems
- ask people if they are better
- talk about what's important in a country or society
- talk about small and large quantities
- talk about how you know people
- ask about places people have been to



**10**

## NEWS

page 86

- talk about the weather
- tell people about future plans and predictions
- say what's happening near you
- make plans with other people
- talk about some simple news stories
- ask questions about the news

VIDEO 5: A special skill page 94    REVIEW 5: page 95



**11**

## LIFE AND HISTORY

page 96

- talk about celebrations and events
- invite people and reply
- talk about dates and when things happen
- talk about your life
- take part in a guided tour
- ask questions about people and places



**12**

## THANK YOU AND GOODBYE

page 104

- tell someone a problem
- offer solutions and say thank you
- explain purpose
- talk about gifts
- tell people what to do
- say goodbye

VIDEO 6: Diwali page 112    REVIEW 6: page 113

GRAMMAR	VOCABULARY	READING	LISTENING	DEVELOPING CONVERSATIONS
<ul style="list-style-type: none"> <li>• <i>like + -ing</i></li> <li>• Present continuous: <i>I'm</i> and <i>are you ... ?</i></li> <li>• <i>this/these, one/ones</i></li> </ul>	<ul style="list-style-type: none"> <li>• Words for activities</li> <li>• Country adjectives</li> <li>• Buying clothes</li> </ul>	<ul style="list-style-type: none"> <li>• Are you a big reader?</li> </ul>	<ul style="list-style-type: none"> <li>• Talking about activities you like</li> <li>• Talking about what you are doing</li> <li>• Buying new clothes</li> </ul>	<ul style="list-style-type: none"> <li>• <i>Me too</i> and <i>I prefer</i></li> <li>• Opinions</li> </ul>
<ul style="list-style-type: none"> <li>• Present continuous: all forms</li> <li>• Personal pronouns</li> </ul>	<ul style="list-style-type: none"> <li>• Collocations</li> <li>• In the house</li> <li>• Verbs and people</li> </ul>	<ul style="list-style-type: none"> <li>• Homeworkers</li> </ul>	<ul style="list-style-type: none"> <li>• Where are they?</li> <li>• Talking about something you lost</li> </ul>	<ul style="list-style-type: none"> <li>• Sending messages</li> <li>• <i>maybe</i></li> </ul>
<ul style="list-style-type: none"> <li>• Time phrases for the past</li> <li>• Quantity</li> </ul>	<ul style="list-style-type: none"> <li>• Bad health and accidents</li> <li>• Country and society</li> <li>• Meeting and moving</li> </ul>	<ul style="list-style-type: none"> <li>• Iceland: possibly the best country in the world</li> </ul>	<ul style="list-style-type: none"> <li>• Talking about health and problems</li> <li>• Talking about how you know people</li> </ul>	<ul style="list-style-type: none"> <li>• <i>Are you feeling better?</i></li> <li>• <i>Have you been ...?</i></li> </ul>
<ul style="list-style-type: none"> <li>• Future: <i>am/are/is going</i></li> <li>• Past forms review</li> </ul>	<ul style="list-style-type: none"> <li>• Summer and winter</li> <li>• Entertainment</li> <li>• National and international news</li> </ul>	<ul style="list-style-type: none"> <li>• A year of fun in one weekend</li> </ul>	<ul style="list-style-type: none"> <li>• Talking about the weather</li> </ul>	<ul style="list-style-type: none"> <li>• <i>I think so / I don't think so</i></li> <li>• Deciding what to do</li> </ul>
<ul style="list-style-type: none"> <li>• Questions review</li> <li>• Explaining when: time phrases</li> <li>• Explaining why: <i>because</i> and <i>so</i></li> </ul>	<ul style="list-style-type: none"> <li>• Months</li> <li>• Life events</li> <li>• History</li> </ul>	<ul style="list-style-type: none"> <li>• A changed life: John Bird</li> <li>• A very short history of Suwon Hwaseong</li> </ul>	<ul style="list-style-type: none"> <li>• Talking about future events and inviting people</li> <li>• Asking a tour guide questions</li> </ul>	<ul style="list-style-type: none"> <li>• Invitations</li> </ul>
<ul style="list-style-type: none"> <li>• <i>I'll</i></li> <li>• Explaining purpose: <i>for</i> or <i>to</i></li> <li>• Telling people to do things: imperatives</li> </ul>	<ul style="list-style-type: none"> <li>• Offering solutions</li> <li>• Leaving and saying goodbye</li> </ul>	<ul style="list-style-type: none"> <li>• How to give better gifts</li> </ul>	<ul style="list-style-type: none"> <li>• Offering solutions</li> </ul>	<ul style="list-style-type: none"> <li>• Checking and thanking</li> </ul>

# 1 BE



1



2



5



6



7



8



9

6



10



3



4



11

## IN THIS UNIT YOU LEARN HOW TO:

- introduce yourself and other people
- understand simple questions with *be*
- answer questions with one or two words
- use numbers to say prices and times
- order in a coffee shop
- say the order is wrong

### 1 Listen to the numbers.

1 one	5 five	9 nine
2 two	6 six	10 ten
3 three	7 seven	11 eleven
4 four	8 eight	12 twelve

### 2 Listen again. Repeat the numbers.

## WORDS FOR UNIT 1

### 3 Look at the words and photos.

1 husband and wife	7 that's right
2 what?	8 fresh orange juice
3 Sorry!	9 have lunch
4 a baby boy	10 I don't know!
5 tea with milk	11 the number 19 bus
6 food and drink	12 a big flat

### 4 Listen and repeat the words.

### 5 Work in pairs. Don't look at the words.

Student A: say the number.

Student B: say the word(s).



12



# NICE TO MEET YOU

## LISTENING

- 1 3 Listen to the conversation.



Teacher: What's your name?

Student: Lara.

Teacher: Hi. I'm Greg.

Student: Nice to meet you.

Teacher: Yes. You too.

- 2 4 Listen and repeat.

1 What's your name?

2 Nice to meet you.

- 3 Practise the conversation from Exercise 1 with other students. Say your names.

- 4 5 Listen to Khalid introduce Lara and Dom.



Khalid: Lara, this is my friend Dom.

Lara: Hi. Nice to meet you.

Dom: Yes. You too.

- 5 Work in groups. Introduce other students.

## DEVELOPING CONVERSATIONS

### Checking names

A: *Who's she?*

B: *Aretha Franklin.*




A: *Who are they?*

B: *I don't know.*



A: *Who's he?*

B: *I don't know.*



- 6 Look at the people in File 1 on page 144. Check the names.

- 7 Work in pairs. Say all the names in the class.

A: *Lara, Khalid, ... Who's she?*

B: *I don't know. He's Joan. Who's he?*

## VOCABULARY People

- 8 Look at the picture. Complete sentences 1–4 with the words from the box.



doctor	husband	son
friend	sister	teacher

- Bob: Tina is my wife. She's a doctor. This is my daughter, Poppy. And he is my \_\_\_\_\_, Connor.
- Tina: Bob is my \_\_\_\_\_. He's a teacher in an English school.
- Poppy: My mother is a \_\_\_\_\_ and my father is a \_\_\_\_\_. Connor is my big brother.
- Connor: Poppy's my \_\_\_\_\_. She's eight. Kevin is my best \_\_\_\_\_. We're in the same class at school.

- 9 **6** Listen and check.

- 10 **7** Listen and repeat the words.

my brother	my father	my mother	a teacher
my daughter	my friend	my sister	my wife
a doctor	my husband	my son	

- 11 Write the names of five people in your life.

Macu	Hugh
Matthew	Rebeca
Shirley	

- 12 Work in pairs. Give your names to your partner. Your partner asks questions.

A: *Who is Macu?*

B: *She's my wife.*

A: *Who is Matthew?*

B: *He's my friend.*

## GRAMMAR

'm, 's, 're

**am**

*I'm Andrew.* (= I am)

**is**

*She's a doctor.* (= She is)

*He's my brother.* (= He is)

*My name's Ian* (= My name is)

*This is my friend, John.*

**are**

*You're Naomi, right?* (= You are)

*We're your teachers.* (= We are)

*They're in my class.* (= They're)

- 13 Complete the sentences.

1 A: Who is Maria?

B: She \_\_\_\_\_ my wife.

2 A: Who is he?

B: Greg. He \_\_\_\_\_ our teacher.

3 A: Lara. This \_\_\_\_\_ my sister, Katia.

B: Hi. Nice to meet you.

4 A: You \_\_\_\_\_ Ana, right?

B: No. I \_\_\_\_\_ Zeynep. She \_\_\_\_\_ Ana!

A: Oh! Sorry!

5 A: Who are they?

B: \_\_\_\_\_'re my children!

A: Nice! What are their names?

B: My son is Cristiano and my daughter \_\_\_\_\_ Inés.

- 14 **8** Listen and check the answers.

- 15 **8** Listen again. Practise the conversations.

**G** For more practice, see Exercises 1–4 on page 114.

## CONVERSATION PRACTICE

- 16 Work in pairs. Say or ask who the people are. Choose 1 or 2:

1 Show photos on your phone.

2 Look at the photos in File 1 on page 144. They are your family and friends!

**9** For more practice, listen to three more examples.



# WHERE'S THE PARTY?

## REVIEW AND SPEAKING

- Work in pairs. Say words for people.  
*son, friend ...*
- Work in pairs. Read the conversations. Use your own names.
 

A: You're *Khalid*, right?  
B: No. I'm *Ben*.  
A: Oh, sorry.

A: You're *Joan*, right?  
B: Yes – and you're *Harry*.  
A: Yes. How are you?  
B: Good, thanks.

A: Sorry. What's your name?  
B: *Ben*. And you?  
A: *Tina*. How are you?  
B: Fine, thanks.
- Check the names of other people in the class.

## VOCABULARY Numbers 13–22

- ▶ 10 Listen and repeat the numbers.

13 thirteen	18 eighteen
14 fourteen	19 nineteen
15 fifteen	20 twenty
16 sixteen	21 twenty-one
17 seventeen	22 twenty-two


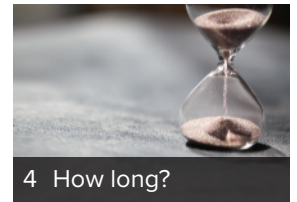
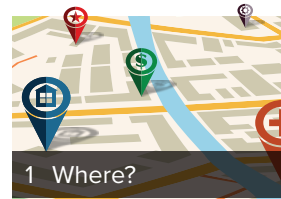
- ▶ 11 Listen. Write the numbers.
 

1 \_\_\_\_\_, \_\_\_\_\_, \_\_\_\_\_, \_\_\_\_\_ [?]  
2 \_\_\_\_\_, \_\_\_\_\_, \_\_\_\_\_, \_\_\_\_\_ [?]  
3 \_\_\_\_\_, \_\_\_\_\_, \_\_\_\_\_, \_\_\_\_\_ [?]  
4 \_\_\_\_\_, \_\_\_\_\_, \_\_\_\_\_, \_\_\_\_\_ [?]
- Work in pairs. Look at Exercise 5 again. What's the next number?
 

A: *What's the number?*      B: *What's the number?*  
B: *It's eighteen.*              B: *I don't know.*  
A: *Yes, that's right.*
- ▶ 12 Listen and check.

## VOCABULARY Question words

- ▶ 13 Look at the photos. Listen and repeat.



- ▶ 14 Write the question words. Listen and check.

- \_\_\_\_\_ is she? My wife.
- \_\_\_\_\_ is it? São Paulo in Brazil.
- \_\_\_\_\_ is it? Eight o'clock.
- \_\_\_\_\_ is it? Twenty-two dollars.
- \_\_\_\_\_ is it? Fifteen minutes.
- \_\_\_\_\_ is she? She's thirteen.

- ▶ 15 Listen to some questions and answers. Choose the answer you hear (a, b or c).

- |  |  |
|--|--|
| 1 How are you?<br>a Good.<br>b Fine, thanks.<br>c OK.                                | 5 Who's she?<br>a My mother.<br>b That's my daughter.<br>c My friend, Amani.       |
| 2 How long is the class?<br>a One hour.<br>b Three hours.<br>c Twenty minutes.       | 6 How much is lunch?<br>a Fourteen euros.<br>b Seven twenty.<br>c Sixteen dollars. |
| 3 How old are you?<br>a Thirteen.<br>b Eight.<br>c Nineteen. I'm twenty on Saturday! | 7 What time is it?<br>a Five.<br>b Three o'clock.<br>c Ten.                        |
| 4 Where are you from?<br>a New York.<br>b China.<br>c Here!                          | 8 What's your phone number?<br>a 71 33 68 922<br>b 022 193 548<br>c 069 455 781    |

**V** For more countries, see page 139.

## GRAMMAR

### Questions with *be*

#### *are*

- A: How **are** you? B: I'm OK.  
 A: Where **are** you from? B: Japan.  
 A: **Are** you OK? B: Yes, thanks.

#### *is*

- A: How much **is** it? B: Two pounds.  
 A: How old **is** he? B: He's 18.  
 A: Who **is** she? B: My teacher.  
 A: **Is** it nice? B: Yes, it's good!

### 11 Complete the questions with *are* or *is*.

- Where \_\_\_\_\_ you from?
- How \_\_\_\_\_ you?
- Where \_\_\_\_\_ he from?
- How long \_\_\_\_\_ the class?
- How old \_\_\_\_\_ you?
- What time \_\_\_\_\_ the party?
- How old \_\_\_\_\_ your son?
- \_\_\_\_\_ she nice?
- Who \_\_\_\_\_ he?
- How much \_\_\_\_\_ it?

**G** For more practice, see Exercises 1–4 on page 115.

### 12 16 Listen and check. The questions are fast then slow.

### 13 Work in pairs. Practise the questions.

## SPEAKING

### 14 Write answers to the questions. Use one or two words.

- What time is it?
- How are you?
- Where are you from?
- How old are you?
- How long is the coffee break?

### 15 Work in pairs. Ask and answer the questions.

## GRAMMAR

### *his, her, our, their*

- Tia's party = **her** party  
 Pedro's daughter = **his** daughter  
 Tom and Peter's flat = **their** flat  
 Sara's and my son = **our** son

**G** For practice, see Exercises 1 and 2 on page 115.

## READING

### 16 Read the invitations. Answer the questions.

- 1 What day is Tia's party?
- 2 What's Joe and Kate's phone number?
- 3 Where's Sara and Pedro's party?
- 4 Who is Santiago?
- 5 How long is Tom and Peter's party?
- 6 What number is Tom and Peter's flat?

●	Friday 15
●	
●	Saturday 16
●	
●	Sunday 17

### 17 Write five more questions about the parties.

- 1 How old is \_\_\_\_\_?  
*How old is Tia? / How old is Joe and Kate's daughter?*
- 2 Where's \_\_\_\_\_?
- 3 What time is \_\_\_\_\_?
- 4 How long \_\_\_\_\_?
- 5 \_\_\_\_\_?

### 18 Work in pairs. Ask and answer your questions from Exercise 17.

**17**

## INVITATION!

### OUR DAUGHTER TIA IS 18

Come to her party at:  
 Selale Restaurant  
 25 Green Lanes  
 Friday 15<sup>th</sup>  
 9pm – 2am  
 Joe and Kate's phone: 121 786 5539



## SARA AND PEDRO

### HAVE A NEW BABY BOY!

Come to our party and meet Santiago  
 (and his sister Rebeca!)

The Spanish Centre 3 High Street	Saturday 16 <sup>th</sup> 12pm – 6pm Lunch at 2pm
-------------------------------------	---

Mobile: 07311 762 4683

## TOM AND PETER HAVE A NEW FLAT

COME TO OUR PARTY AT  
 Flat 6 Floor 3  
 19 Old Street  
 3pm – 8pm  
 This Sunday (17<sup>th</sup>)  
 email: tom@xmail.com



# TIME FOR COFFEE

Coffee and cake

## VOCABULARY Times and prices

1 ▶ 18 Listen and repeat the numbers.

20 twenty	60 sixty
21 twenty-one	65 sixty-five
30 thirty	70 seventy
32 thirty-two	76 seventy-six
40 forty	80 eighty
43 forty-three	87 eighty-seven
50 fifty	90 ninety
54 fifty-four	98 ninety-eight

Times		
10.25	ten twenty five	
2.00	two	two o'clock
16.30	four thirty	sixteen thirty
Prices		
£3.99	three ninety-nine	three pounds ninety-nine
€17.50	seventeen fifty	seventeen euros fifty

2 ▶ 19 Listen. Write the time or price.

- |                                 |                           |
|---------------------------------|---------------------------|
| 1 It's 3._____.                 | 5 A cappuccino is €_____. |
| 2 It's £15._____.               | 6 Lunch is at _____.      |
| 3 The class is at _____.        | 7 Sandwiches are \$_____. |
| 4 The coffee break is at _____. | 8 My bus is at _____.     |

3 Work in pairs. Remember the questions from Exercise 2. Ask and answer the questions.

## VOCABULARY In a coffee shop

4 ▶ 20 Listen and repeat words from a menu.

americano	espresso	medium	small
cake	large	orange juice	tea
cappuccino	latte	sandwich	water

5 ▶ 21 Listen and repeat the words in sentences.

6 Work in pairs. Ask the prices. Complete the menu.

Student A: look at the menu on this page.

Student B: look at the menu in File 3 on page 145.

A: How much is a medium cappuccino?

## MENU

	Large	Medium	Small
<b>Hot drinks</b>			
cappuccino	3.75	_____	2.90
latte	_____	3.40	_____
americano	_____	2.80	2.30
espresso	2.05	1.60	
tea	2.25	1.95	1.60
<b>Cold drinks</b>			
fresh orange juice	_____	3.95	3.45
Coke	2.15		
water	_____		
<b>Food</b>			
cakes	4.95	sandwiches	_____

7 Ask about prices.

How much is a cappuccino in your country?

How much is \_\_\_\_\_ in \_\_\_\_\_?

## DEVELOPING CONVERSATIONS

### Ordering and serving drinks

A: **What would you like?**

B: *A large americano.*

A: *Americano. **Anything else?***

B: *Yes – one medium orange juice.*

A: *OK. **Anything else?***

B: **No, thanks.**

A: *OK. **That's £7.05 (seven oh five).***

8 ▶ 22 Listen to the conversation.

9 Have similar conversations. Use the menu on page 12.

## LISTENING

10 ▶ 23 Listen to a man in a coffee shop. Tick (✓) the food and drink on the menu. How much is it?

11 ▶ 24 Listen to part 2 of the conversation.

What's the problem (a, b or c)?

a It's not the right coffee.

b It's not the right money.

c It's not a large cappuccino.

## GRAMMAR

*not*

*It's **not** right.*

*It's **not** a black tea.*

*It's **not** fifty pounds.*

*It's medium – **not** large.*

*My tea – it's **not** hot!*

12 Add **not**.

1 A: What's the problem?

B: My tea – it's <sup>not</sup> right.

2 A: What's the problem?

B: My coffee – it's a cappuccino.

3 A: Yes, sir. Are you OK?

B: Sorry. It's a small tea – large.

4 A: Are you OK?

B: No. It's coffee cake – chocolate.

5 A: Is everything OK?

B: No. My tea's hot.

6 A: What's the problem?

B: It's right. It's 35 euros. It's 29.

13 ▶ 25 Listen and check.

14 ▶ 26 Listen and repeat the answers.

15 Have similar conversations. Use the pictures.

1



A: *What's the problem?*

B: *My coffee, it's small – not large.*

A: *Sorry.*

A: *Are you OK?*

B: *It's not a large coffee.*

A: *Sorry.*

2



4



3



5



**G** For more practice, see Exercise 1 on page 116.

## SPEAKING

16 Have conversations. Take turns.

**Student A:** assistant

**Student B:** customer

Hi. How are you?

What would you like?

Anything else?

That's ....

Are you OK?

Oh, yes. Sorry. Here you are.

Here you are.

No, ...

Thanks.

## PRONUNCIATION AND REVIEW

17 ▶ 27 Listen to the sentences. They are fast. Write the number.

This is my son, John. \_\_\_\_\_

This is my friend, Don. \_\_\_\_\_

Where are you from? \_\_\_\_\_

What's her name? 1

What time is the class? \_\_\_\_\_

What's your phone number? \_\_\_\_\_

18 ▶ 28 Listen and check the answers. They are slow then fast.

19 Work in pairs. Say the sentences. Reply.

A: *This is my son, John.* B: *Hello. Nice to meet you.*

**G** For more pronunciation, see Exercise 1 on page 116.

# 2 LIVE, WORK, EAT





3

## IN THIS UNIT YOU LEARN HOW TO:

- ask and say where you live
- ask about someone's job
- talk about people you know
- understand a menu
- say what you like / don't like
- answer a waiter and order food

## WORDS FOR UNIT 2

1 Look at the words and photos.

- |                              |                                    |
|------------------------------|------------------------------------|
| 1 a big city                 | 7 some <b>meat</b>                 |
| 2 <b>near</b> and <b>far</b> | 8 a <b>taxi driver</b>             |
| 3 a lot of <b>children</b>   | 9 fresh <b>fruit</b>               |
| 4 it's <b>expensive</b>      | 10 <b>work</b> in an <b>office</b> |
| 5 some <b>nurses</b>         | 11 <b>walk</b> in the <b>park</b>  |
| 6 I don't <b>like</b> it     | 12 a small <b>village</b>          |

2  29 Listen and repeat the words.

3 Work in pairs. Don't look at the words.

Student A: say the number.

Student B: say the word(s).



4



7



8



11



12

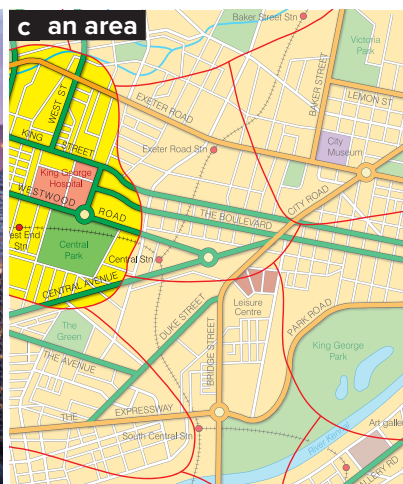
# WHERE DO YOU LIVE?



a



b



c an area



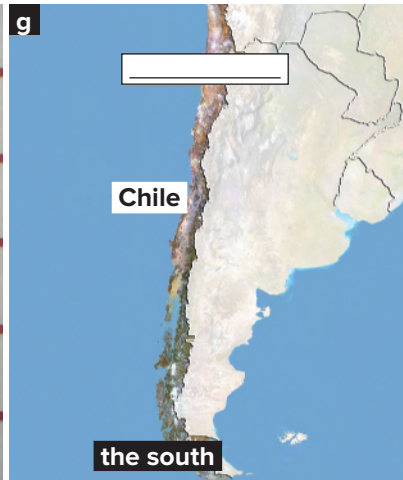
d



e a house



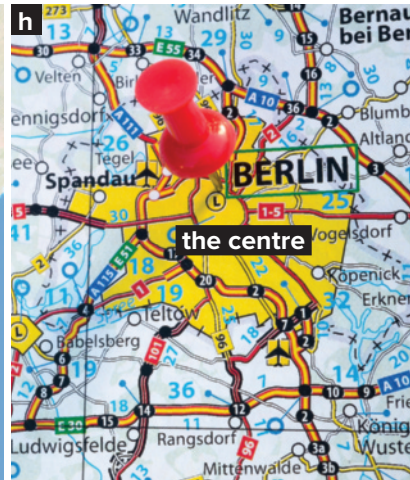
f



g

Chile

the south



h

the centre

## LISTENING AND SPEAKING

### 1 30 Listen to Freya and Adam.

F: Hi, you're **Adam**, right?

A: Yes. Sorry. What's your name?

F: **Freya**.

A: Oh yes. How are you?

F: Good. And you?

A: Yeah, I'm OK.

F: Where do you live?

A: **Kings Heath**. And you?

F: I live on **New Road**. Do you know it?

A: No. Is it near here?

F: Yes. I walk here. It takes **ten** minutes.

### 2 31 Listen and repeat.

1 **Where** do you **live**?

2 Do you **know** it?

3 Is it **near here**?

4 It takes **ten** minutes.

### 3 Work in pairs. Practise the conversation from Exercise 1. Change the words in **red**.

## VOCABULARY My home

### 4 Write the words in the box with the correct photo.

a city flats the north a road a village

### 5 32 Listen and repeat.

a <b>village</b>	a <b>road</b>	the <b>north</b>
a <b>city</b>	a <b>house</b>	the <b>south</b>
an <b>area</b>	<b>flats</b>	the <b>centre</b>

### 6 33 Listen to Leo. Choose the correct word(s).

**My name's** Leo.

**I'm from** <sup>1</sup> **Chile** / **Argentina**.

**I live in** a <sup>2</sup> **village** / **city** called Temuco.

Temuco **is in** an **area** called Araucanía.

**It's in** the <sup>3</sup> **north** / **south** of Chile.

**I live in** a small <sup>4</sup> **house** / **flat** with my

<sup>5</sup> **son** / **daughter** and <sup>6</sup> **my wife** / **my dog**.

**It's on** Los Leones **road**.

**It's near** <sup>7</sup> a **big park** / **the university**.



### 7 Make the sentences from Exercise 6 true for you. Tell a partner.

*My name's ...*

*I'm from ...*

## GRAMMAR

### Present simple

I	<b>live</b> near here.
You	<b>know</b> the city.
We	<b>like</b> Rio.
They	<b>walk</b> to the centre.
My mother and father	<b>have</b> a nice house.
He	<b>lives</b> near here.
She	<b>knows</b> the city.
My brother	<b>likes</b> Rio.
My friend Karen	<b>has</b> a nice flat.
It	<b>takes</b> ten minutes.

#### 8 Tell the class about your partner.

*His name's Leo.*

*He's from Chile.*

*He lives in a city ...*

**G** For more practice, see Exercise 1 on page 116.

#### 9 Write three sentences about friends and family. Use the verbs in the Grammar box or a dictionary.

*My mother **lives** with me.*

*My friend Fei **has** a Ferrari.*

*My sister **knows** our teacher. They're friends.*

#### 10 Work in pairs. Say your sentences.

## GRAMMAR

### Present simple questions: *do you*

*Where **do you** live?*

*Who **do you** live with?*

***Do you** live near here?*

***Do you** know it?*

#### 11 Put the words in the correct order. Make questions.

1 live / where / do / you / ?

2 with your brother / do / live / you / ?

3 who / you / live / with / do / ?

4 do / your / city / you / like / ?

5 you / know / my / name / do / ?

6 do / a / you / have / house / or / flat / a / ?

#### 12 **▶ 34** Listen and check the questions.

#### 13 **▶ 35** Listen and repeat the questions.

#### 14 Work in pairs. Ask and answer the questions.

**G** For more practice, see Exercises 1–4 on page 117.

## DEVELOPING CONVERSATIONS

### And you?

We use *And you?* to ask the same 'you-question'.

A: *How are you?*

B: *Good, thanks. **And you?*** (= How are you?)

A: *I'm OK.*

A: *Do you like Tokyo?*

B: *Yes, it's great! **And you?*** (= Do you like Tokyo?)

A: *No, I don't like it. It's very big.*

#### 15 Work in pairs. Take turns.

**Student A:** ask questions 1–6.

**Student B:** answer and ask *And you?*

**Student A:** answer.

1 How are you?

4 How old are you?

2 What's your name?

5 Do you have any brothers or sisters?

3 Where do you live?

6 Do you like grammar?

## CONVERSATION PRACTICE

#### 16 Complete the conversation.

and	it	live	name	to	takes
do	know	meet	on	you (x3)	your

A: Hi. Sorry, what's <sup>1</sup> your name ?

B: Ali. And you?

A: Maria. Nice <sup>2</sup> \_\_\_\_\_ you.

B: You too.

A: So, Ali. Where <sup>3</sup> \_\_\_\_\_ live?

B: Clayton. It's a small village. Do you know it?

A: No. Is it far?

B: It takes thirty minutes by car. <sup>4</sup> \_\_\_\_\_  
\_\_\_\_\_? Where do you live?

A: I <sup>5</sup> \_\_\_\_\_ Havana Road.  
Do <sup>6</sup> \_\_\_\_\_ it?

B: Yes. It's near here, right?

A: Yes. I walk here. <sup>7</sup> \_\_\_\_\_  
fifteen minutes.

#### 17 **▶ 36** Listen and check.

#### 18 Have similar conversations. Talk to other people in the class. Find someone who:

• lives near you.

• lives far from you.

Hi. Sorry, what's your name?

I'm \_\_\_\_\_  
And you?

Nice to meet you.

You too. Where do you live?

[Continue]

**▶ 37** For more practice, listen to another example.



# WHAT DO YOU DO?

## REVIEW AND SPEAKING

- Choose one or two:
  - Look at the photos on pages 14 and 15. Test each other.
  - Study the conversation in Exercise 1, page 16. Close your book and practise the conversation.
  - Ask other students *Who do you live with?*

## VOCABULARY Jobs

- 38** Listen and repeat the words.

a bus driver	a nurse	a student	a waiter
a mum	retired	a teacher	work in an office

- 39** Listen to eight conversations. What do they do? Write the letter of the photo.

1   a        4 \_\_\_\_\_      7 \_\_\_\_\_  
 2 \_\_\_\_\_      5 \_\_\_\_\_      8 \_\_\_\_\_  
 3 \_\_\_\_\_      6 \_\_\_\_\_

- Work in pairs. Practise conversations. Student B close your book. Take turns.

Student A: ask *What do you do?*

Student B: say *I'm ... / I work in ...*

Student A: point to the correct photo.

## SPEAKING

- Work in groups. What jobs do people you know do? Use the jobs from Exercise 2.

*My friend James is a ...*

*My brother works ...*

*My mother ....*

- Say which jobs are:

a great. 😊

b good. 😊

c OK. 😊

## GRAMMAR

### Present simple: *don't (do not)*

*I work 50 hours a week. I don't work. I'm retired.*

*I walk to school.*

*I don't walk to school.*

*You like the job.*

*You don't like the job.*

*We have a flat.*

*We don't have a flat.*

*They have a lot of money. They don't have a lot of money.*



**7 Make the sentences negative.**

- |                                  |                              |
|----------------------------------|------------------------------|
| 1 I work on Friday and Saturday. | 5 We have children.          |
| 2 I know.                        | 6 They live in the centre.   |
| 3 You live near here.            | 7 I walk to class.           |
| 4 I like it.                     | 8 I go to a language school. |

**8** ▶ **40** Listen and repeat the negative sentences from Exercise 7.

**G** For more practice, see Exercises 1 and 2 on page 117.

**9 Complete the sentences. Make them true for you. Use these verbs or others.**

go    know    live    work    have    like    walk

- I don't \_\_\_\_\_
- I don't \_\_\_\_\_
- I don't \_\_\_\_\_
- I'm not \_\_\_\_\_

**10 Tell a partner your sentences.**

**READING**

**11 Read about four people's jobs. Answer the questions.**

- Where are the four people from?
- Which city do they all live in?

**12 Read again. Write the names of the people.**

- I'm a taxi driver. \_\_\_\_\_
- I'm a nurse. \_\_\_\_\_
- I'm a teacher. \_\_\_\_\_
- I'm a student. \_\_\_\_\_
- I like my job. \_\_\_\_\_ and \_\_\_\_\_
- I live near my job. \_\_\_\_\_
- I work a lot of hours. \_\_\_\_\_

**13** ▶ **42** Listen to Carlos and read again. Underline two things that are different.

**14** ▶ **43** Listen to the three other people and read again. Underline the two things that are different for each person.

**GRAMMAR**

Plural / no plural

Singular	Plural	No plural
a doctor	The doctors <b>are</b> nice.	The <b>money is</b> good.
a job	I have three jobs <b>.</b>	I don't have <b>time</b> .
an hour	The hours <b>are</b> good.	I have some <b>money</b> .
a person	The <b>people are</b> nice.	I have a lot of <b>work</b> .
a child	I have two <b>children</b> .	

**G** For practice, see Exercises 1–3 on page 118.

**15** ▶ **44** Listen to the conversation. Who is it?

**16** Work in pairs. Have similar conversations. Take turns. Who is it?

**Student A:** ask the questions *What do you do? Do you like it? Why? / Why not?*

**Student B:** answer the questions. You are Ali, Jessica, Rasa or Carlos.

**WRITING AND SPEAKING**

**17** Change the words in **red** so the sentences are true for you. Use a dictionary to help you.

I'm **a teacher**. I work **in a university**. I **like** my job. The hours **are good**. The people are **nice**. The money's **good**.


**18** Ask other people in the class the questions from Exercise 16 about their real jobs.

▶ **41**


**THE WORLD IN ONE CITY**



My name's Carlos. I'm from Mexico, but now I live in London. I live in north London and I work in a university in the centre. It takes thirty minutes by train. The job's great. I like my students and the money's OK.



My name's Jessica. I'm from Australia, but I'm a nurse here in London. My job's OK, but I don't like the hospital. It's big and I don't live near it. It's an hour by car from my house. The other nurses are nice, but I don't like some doctors.



My name's Rasa. I'm from Lithuania, but now I live and work in Tooting – an area in south London. I work in a coffee shop. It's OK. I like the people and the hours are good for me. I work from nine to three and then I go to university.



My name's Ali. I'm from Turkey. I work for a taxi company. I don't like my job. London traffic is bad. The money is bad and I work a lot – 70 or 80 hours a week. I don't have time with my wife and two children.

# TABLE FOR TWO

## VOCABULARY Food and drinks

1 ▶ 45 Listen and repeat.

chicken drinks	fish fruit	ice cream juice	meat rice	salad
-------------------	---------------	--------------------	--------------	-------

2 Complete the menu on page 21 with the words from Exercise 1.

## GRAMMAR

like / don't like

I love 😊 I like 😊 I don't like 😞	burgers. chips. oranges. <b>them.</b>	plural
	meat. coffee. fish. <b>it.</b>	not plural

3 ▶ 46 Work in groups. Listen to the example.

- A: I love meat.  
 B: I don't like it. I only eat fish or vegetables.  
 C: I like chicken, but I don't like bacon.  
 A: I love chips.  
 B: Me too! I love chips.  
 C: I don't like them.

4 Say the food and drinks you love / like / don't like. Find one thing you all:

- love.
- don't like.

**G** For more practice, see Exercise 1 on page 118.

## SPEAKING

5 Work in pairs. Look at the words in the box. Then read the examples.

more = ↑    less = ↓

- A: *Fruit juice?*    A: *Beef burger?*    A: *Salmon?*  
 B: *Three euros 50.*    B: *Fourteen euros.*    B: *Ten euros.*  
 A: *OK.*    A: *No. Less.*    A: *No. More.*  
 B: *Twelve euros.*

6 It's your restaurant. Decide the prices. Have similar conversations to the examples in Exercise 5. Write the prices for each dish on page 21.

7 Change partner. Ask about prices. Say *It's expensive, It's OK or It's cheap.*

A: *How much is your kebab?*

B: *Sixteen euros.*

A: *Oh. It's expensive.*

B: *Our kebab is good. Very nice!*

## LISTENING

8 ▶ 47 Listen to a waiter and family. Tick (✓) the drinks the family orders on the menu.

9 ▶ 48 Listen. Tick (✓) the food they order.

10 ▶ 49 Listen. Complete the conversation with one word in each space.

A: Do you have a table for <sup>1</sup>\_\_\_\_\_?

B: Yes. Would you like a menu in <sup>2</sup>\_\_\_\_\_?

A: Please.

B: Would you like some drinks?

A: Yes. Two orange juices, a Coke and <sup>3</sup>\_\_\_\_\_ water.

...

B: Are you ready to order?

A: Yes. A kebab with rice for <sup>4</sup>\_\_\_\_\_.

B: OK. And for <sup>5</sup>\_\_\_\_\_?

C: Chicken, please.

B: With <sup>6</sup>\_\_\_\_\_ or chips?

C: Chips, please.

B: And you?

D: Prawns with rice.

B: Anything <sup>7</sup>\_\_\_\_\_? A salad?

C: How much is the tomato salad?

B: <sup>8</sup>\_\_\_\_\_ euros.

C: Oh. It's expensive. No, <sup>9</sup>\_\_\_\_\_.

B: So, that's one kebab and rice, one chicken and chips, and one prawns with rice.

## DEVELOPING CONVERSATIONS

### Ordering food

*A Coke and some water, please.*

*Chicken for me and a kebab for my son.*

11 Work in threes. One person is the waiter. Ask and answer the questions.

- Would you like some drinks?
- Are you ready to order?
- What would you like?
- And you?

## SPEAKING


- 12** Work in pairs. One person is the waiter. Practise the conversation. Change the information in **red**.
- A: *Do you have a table for four?*  
 B: *Yes. Would you like a menu in English?*  
 A: *Please.*  
 B: *Would you like some drinks?*  
 A: *Yes, please. One coffee, two orange juices.*
- 13** Work in groups of four. Close your books. Practise similar conversations to the one in Exercise 10. Choose your food and drink.

## PRONUNCIATION AND REVIEW

- 14** ▶ **50** Listen to the sentences below. They are fast. Write the number.
- |                                  |   |
|----------------------------------|---|
| Where do you live? _____         | They have a nice house. _____               |
| I don't know it. _____           | It's in the north. _____                    |
| I don't live near here. _____    | He's a student at university. _____         |
| I like it here. _____            | I don't like it. _____                      |
| It's a nice area. _____ <b>1</b> | She's a teacher in a language school. _____ |
- 15** ▶ **51** Listen and check the answers. They are slow then fast.
- 16** Practise saying the sentences.
- 17** Work in pairs. In one minute:
- write words for jobs and work.
  - write words for food.


**G** For more pronunciation, see Exercises 1 and 2 on page 118.

1 \_\_\_\_\_



burger  
 kebab  
 2 \_\_\_\_\_ curry  
 grilled chicken  
 hot bacon sandwich

### VEGETARIAN DISHES



cheese pizza      vegetable curry

# MENU

## 3 \_\_\_\_\_ AND SEAFOOD



cod



salmon






prawns

8 \_\_\_\_\_

water  
 coffee  
 Coke  
 tea  
 fresh orange <sup>9</sup> \_\_\_\_\_


### SIDE DISHES

bread      green <sup>5</sup> \_\_\_\_\_  
 chips      tomato salad  
 4 \_\_\_\_\_      vegetables

### DESSERTS

6 \_\_\_\_\_ (vanilla, chocolate, strawberry)  
 chocolate or carrot cake  
 fresh <sup>7</sup> \_\_\_\_\_



# VIDEO 1



## PEOPLE

**1** Look at the photo. Where are the people from? Use the words on page 139 to help you.

**2** **1** Watch the video. Number the sentences when you hear them.

- a This is us. People. Nice to meet you. \_\_\_\_\_
- b This is us. Lots of people from different countries. \_\_\_\_\_
- c We meet as a family. We talk. \_\_\_\_\_
- d We meet on the train. We talk. \_\_\_\_\_
- e We meet in the street. We talk. \_\_\_\_\_
- f We are friends. We do the same things. \_\_\_\_\_

**3** Are the sentences true (T) or false (F)?

- 1 The baby is a boy.
- 2 The baby is two years old.
- 3 The two old women are sisters.
- 4 The woman doesn't like the book.
- 5 The man knows the book.
- 6 The women want a coffee.
- 7 The boy is nine.

**4** **1** Watch the video again and check.

**5** Complete the sentences with one word in each space.

- 1 We are friends. \_\_\_\_\_ do the same things.
- 2 \_\_\_\_\_'s a boy. \_\_\_\_\_ name's Josh.
- 3 Her daughter \_\_\_\_\_ a son. \_\_\_\_\_'s two.
- 4 The book. Do you like \_\_\_\_\_?
- 5 Would \_\_\_\_\_ like a break?
- 6 You' \_\_\_\_\_ ten!

**6** Work in groups. Answer the questions.

- Do you have any friends from another country? Where are they from?
- What times do you have a break in the day? How long are your breaks?

## SPEAKING

**7** Work in pairs. Ask and answer questions about people. Use the photos on page 18 or page 144 or photos of people on your phone. Change the words in red.

- |                             |   |
|-----------------------------|---|
| Who's <b>she</b> ?          | My <b>sister</b> .                              |
| What's <b>her</b> name?     | <b>Juana</b> .                                  |
| What does <b>she</b> do?    | <b>She's a nurse</b> .                          |
| How old is <b>she</b> ?     | <b>23</b> .                                     |
| Where does <b>she</b> live? | <b>Mexico City</b> . <b>She lives with me</b> . |

# REVIEW 1

## GRAMMAR

### 1 Choose the correct word(s).

- How old *is / are* you?
- What *is / are* her name?
- Where *are you / you are / do you* live?
- She *has / have* a new car.
- We have three *childs / children* – two *son / sons* and a daughter.
- Do you know Andrew? This is *his / their / our* wife.
- Who *are / do / is* you live with?
- Where *is / are / do* they from?
- We *not / don't / are not* live here.
- I'm not / I don't / I not* like meat.

### 2 Rewrite the sentences as negatives (-) or questions (?).

- It's expensive. (-)
- His mother is retired. (?)
- They have a lot of money. (-)
- You work near here. (?)
- I have a sister. (-)
- The teachers are nice. (?)
- I know her brother. (-)
- He likes English. (?)

### 3 Complete the sentences with one word in each space. Contractions (*I'm, don't, etc.*) are one word.

- I like tea, but I \_\_\_\_\_ like coffee.
- It's my husband's birthday on Saturday. Come to \_\_\_\_\_ party.
- I walk to university. I \_\_\_\_\_ have a car.
- Excuse me. This is \_\_\_\_\_ a cappuccino. It's a latte.
- I like my job. The hours \_\_\_\_\_ OK and the money \_\_\_\_\_ very good.
- It's not far. It \_\_\_\_\_ ten minutes by car.
- I don't have time today. I have a \_\_\_\_\_ of work.
- Where \_\_\_\_\_ you live? \_\_\_\_\_ it near here?

### 4 Write full questions to complete the conversation. Use the words in brackets.

- A: <sup>1</sup> \_\_\_\_\_? (name)  
 B: Isabella.  
 A: And <sup>2</sup> \_\_\_\_\_? (from)  
 B: Cuzco. In Peru.  
 A: <sup>3</sup> \_\_\_\_\_? (old)  
 B: Twenty-seven.  
 A: <sup>4</sup> \_\_\_\_\_? (do)  
 B: I'm a doctor. I work in a hospital in the city centre.  
 A: <sup>5</sup> \_\_\_\_\_? (job)  
 B: Yes, I do. I love it. I like the people and the money is OK.

## VOCABULARY

### 5 Match the verbs in the box with the correct groups of words (1–7).

have know like live take walk work

- \_\_\_\_\_ in an office / forty hours a week
- \_\_\_\_\_ ten minutes / twenty minutes by train
- \_\_\_\_\_ in a village / near here
- \_\_\_\_\_ a big house / children
- \_\_\_\_\_ in the park / to school
- \_\_\_\_\_ my job / fish and chips
- \_\_\_\_\_ your name / the area

### 6 Put the words into three groups: food, drinks or jobs.

americano	fish	salad	teacher
chicken	nurse	sandwich	waiter
Coke	orange juice	taxi driver	water
doctor	rice	tea	

### 7 Replace the words in italics with their opposites from the box.

brother	daughter	small	wife
cheap	father	south	

- This is my *husband*. 4 This is my *son*.  
*This is my wife*. 5 It's in the *north*.
- This is my *sister*. 6 It's very *expensive*.
- This is my *mother*. 7 It's a *big* town.

### 8 Complete the text with the words from the box.

brother	flat	nice	park
city	name	north	student

My <sup>1</sup> \_\_\_\_\_ is Maryam and I'm a <sup>2</sup> \_\_\_\_\_. I'm from Oman. I live in a small <sup>3</sup> \_\_\_\_\_ called Khasab. It's in the <sup>4</sup> \_\_\_\_\_ of Oman. I live in a big <sup>5</sup> \_\_\_\_\_ with my mother, father and <sup>6</sup> \_\_\_\_\_. We live near a <sup>7</sup> \_\_\_\_\_. It's very <sup>8</sup> \_\_\_\_\_.

### 9 Match the questions (1–8) with the answers (a–h).

- |                             |                     |
|-----------------------------|---------------------|
| 1 Who's he?                 | a Twenty-three.     |
| 2 Where do you live?        | b Ninety minutes.   |
| 3 How long is the class?    | c 07781-336-454     |
| 4 What time is it?          | d My father.        |
| 5 How old is she?           | e Two euros twenty. |
| 6 What day is the party?    | f Eight thirty.     |
| 7 How much is it?           | g In Rome.          |
| 8 What's your phone number? | h Friday.           |